

Trekhaken - Attelages - Anhangevorrichtungen - Towbars








Hyundai Santa Fé

02/2006 -



GDW Ref. 1570

EEC APPROVAL N° : e6*94/20*0595*02

max ↓ kg	X	max ↓ kg			
					
D=			X 0.00981	≤	12,30 KN
max ↓ kg	+	max ↓ kg			
					
			s/	=	100 Kg
Max.				=	2500 Kg

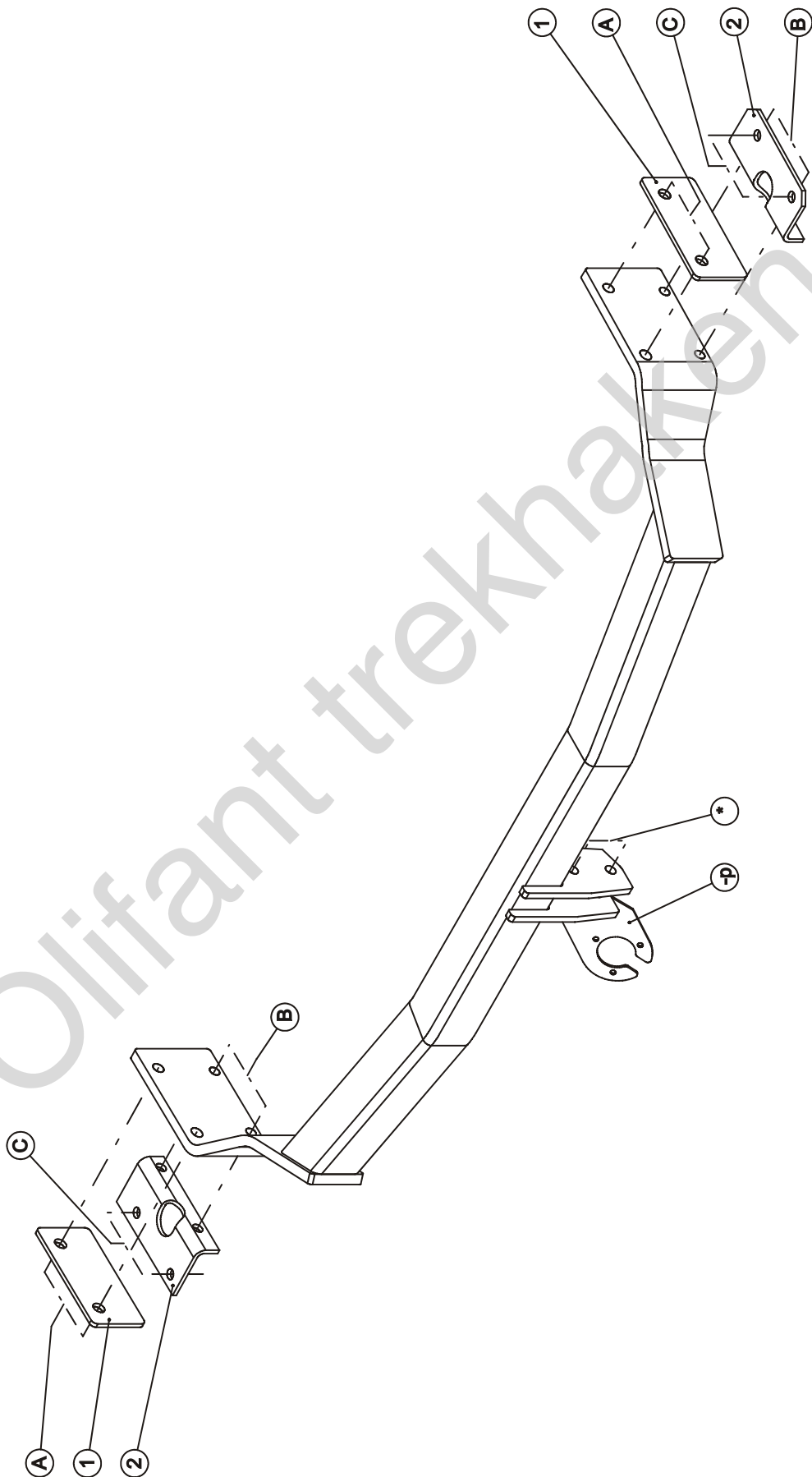
GDW nv - Hoogmolenwegel 23 - B-8790 Waregem
TEL. 32 (0) 56 60 42 12 (L5) - FAX. 32 (0) 56 60 01 93
 E-Mail : gdw@gdwtowbars.com - Website : www.gdwtowbars.com



Hyundai Santa Fé

02/2006 -

Ref. 1570



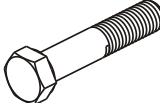

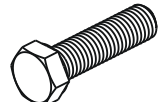
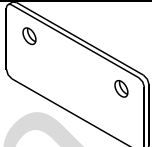
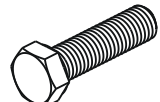
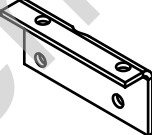

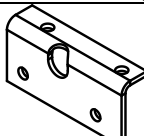

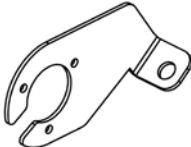
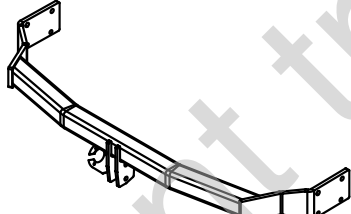


Hyundai Santa Fé

02/2006 -

Ref. 1570

Samenstelling - Composition - Zusammenstellung

	4 x	DIN931 - M12x110 - 8.8	A	GDW Ref. 800.053	1 x	
	4 x	DIN933 - M10x35	B	Ref. ①	2 x	
	4 x	DIN961 - M10x35x1.25	C	Ref. ②	1 x	
	4 x 4 x	DIN934 - M12 -8.8 DIN934 - M10 -8.8	A B	Ref. ③	1 x	
	4 x 8 x	DIN128A12 - FSt DIN128A10 - FSt	A B-C	-p	1 x	
GDW Ref. 1570	1 x					

Bouten - Boulons - Bolts - Bolzen		DIN 912 - DIN 931 - DIN 933 - DIN 7991	
Kwaliteit 8.8			
M6 ≡ 10,8Nm of 1,1kgm	M8 ≡ 25,5Nm of 2,60kgm	M10 ≡ 52,0Nm of 5,30kgm	
M12 ≡ 88,3Nm of 9,0kgm	M14 ≡ 137Nm of 14,0kgm	M16 ≡ 211,0Nm of 21,5kgm	
Bouten - Boulons - Bolts - Bolzen		DIN 912 - DIN 931 - DIN 933 - DIN 7991	
Kwaliteit 10.9			
M6 ≡ 13,7Nm of 1,4kgm	M8 ≡ 35,3Nm of 3,6kgm	M10 ≡ 70,6Nm of 7,20kgm	
M12 ≡ 122,6Nm of 12,5kgm	M14 ≡ 194Nm of 19,8kgm	M16 ≡ 299,2Nm of 30,5kgm	

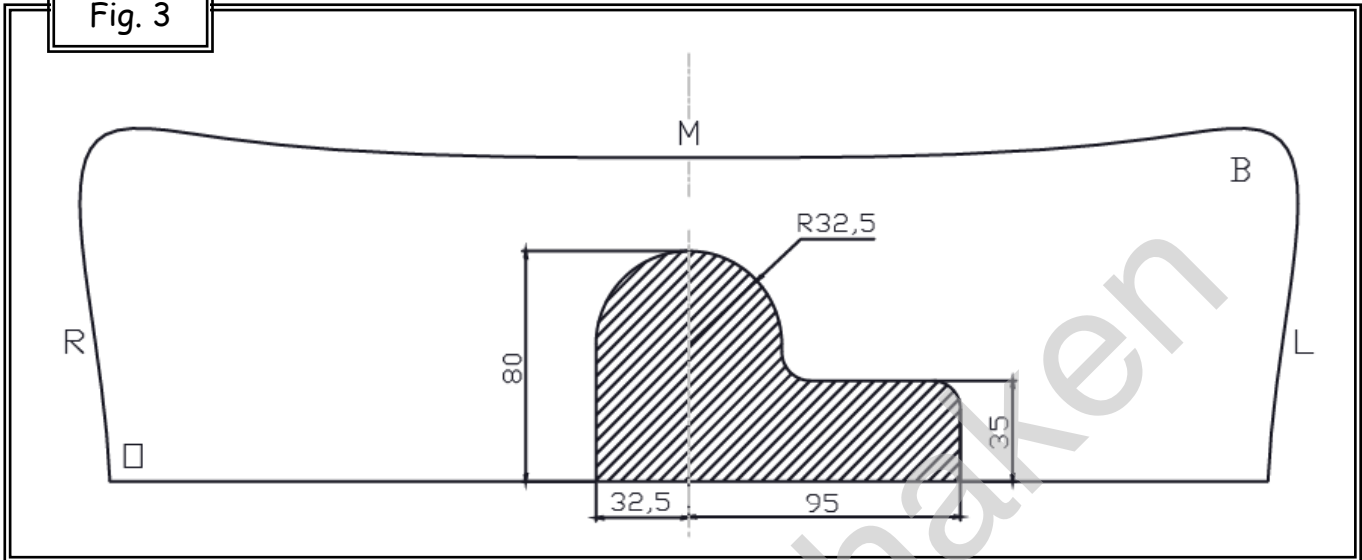


Hyundai Santa Fé

02/2006 -

Ref. 1570

Fig. 3



Olifant trekhallen



Hyundai Santa Fé

02/2006 -

Ref. 1570

Foto - photo 1

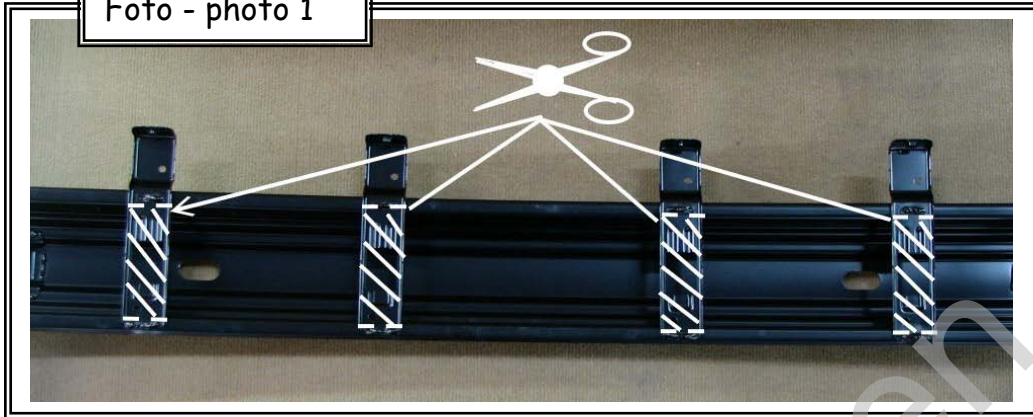



Foto - photo 2



Foto - photo 3





Hyundai Santa Fé

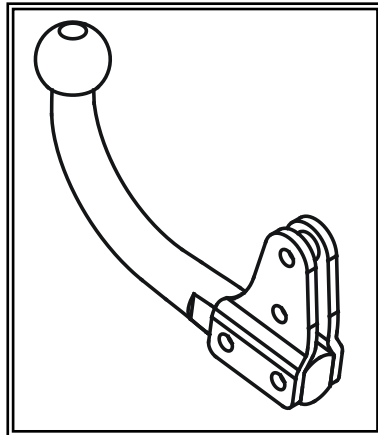
02/2006 -

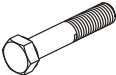




Ref. 1570

Geleverd met - Livré avec
Delivered with - Geliefert mit

Fig. 3

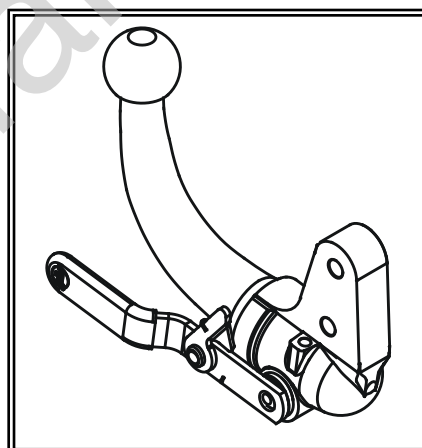
T48K043



	4 x	Din 931 M12x70
	4 x	Din 985 M12
	1 x	GDW ref 800025
	1 x	GDW ref 800026
	2 x	GDW ref 800011

Opties - Options
Options - Optionen

AFN-K043

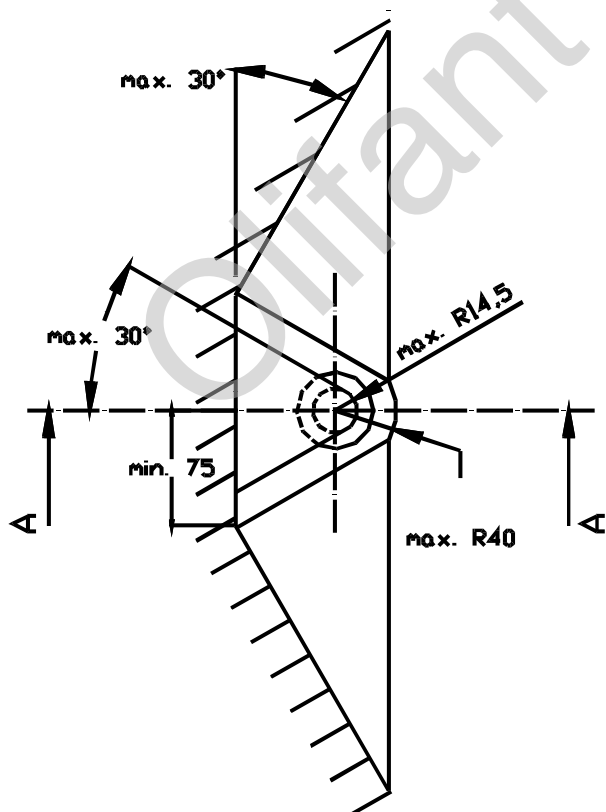
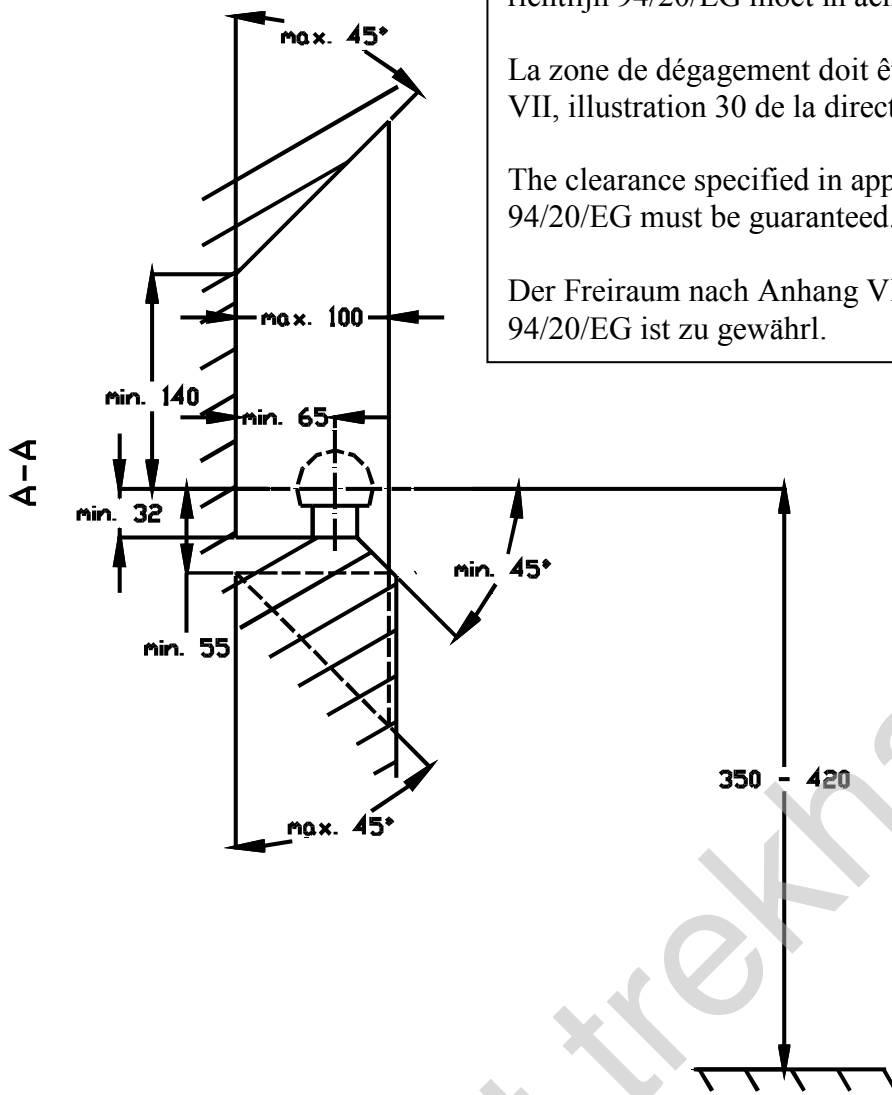


De tussenruimte conform supplement VII, afbeelding 30 van de richtlijn 94/20/EG moet in acht worden genomen.

La zone de dégagement doit être garantie conformément à l'annexe VII, illustration 30 de la directive 94/20/CE.

The clearance specified in appendix VII, diagram 30 of guideline 94/20/EG must be guaranteed.

Der Freiraum nach Anhang VII, Abbildung 30 der Richtlinie 94/20/EG ist zu gewähr.



Bij toelaatbaar totaal gewicht van het voertuig

Pour poids total en charge autorisé du véhicule

At laden weight of the vehicle

Bei zulässigem Gesamtgewicht des Fahrzeuges