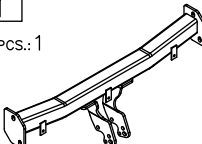
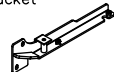










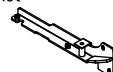









Towing hitch equipment:

Pos. 1 Main bar PCS.: 1 	Pos. 5 Right bracket PCS.: 1 	Pos. 10 Bolt 8,8 B M10x35mm PCS.: 4 	Pos. 15 Spring washer ø12mm PCS.: 4 
Pos. 2 Tow ball (mounting set) PCS.: 1 Art.no. -KL1X06A 	Pos. 6 Side handle PCS.: 2 	Pos. 11 Bolt 8,8 B M8x16mm PCS.: 3 	Pos. 16 Spring washer ø10mm PCS.: 4 
Pos. 3 Socket plate PCS.: 1 Art.no. -BLX06A 	Pos. 7 Central handle PCS.: 1 	Pos. 12 Plain washer ø12mm PCS.: 4 	Pos. 17 Spring washer ø8mm PCS.: 3 
Pos. 4 Left bracket PCS.: 1 	Pos. 8 Distance sleeve PCS.: 2 	Pos. 13 Plain washer ø10mm PCS.: 4 	Pos. 18 Nut 8 B M12 PCS.: 4 
	Pos. 9 Bolt 8,8 B M12x35 PCS.: 4 	Pos. 14 Plain washer ø8mm PCS.: 3 	Pos. 19 Nut 8 B M8 PCS.: 3 
			Pos. 20 Washer ø35xø12x3mm PCS.: 4 



PPUH AUTO-HAK S.J.

Produkcja Zaczepów Kulowych
 Henryk i Zbigniew Nejman
 76-200 SŁUPSK ul. Słoneczna 16K
 tel/fax (059) 8-414-414; 8-414-413
 E-mail: office@autohak.com.pl
 www. autohak.com.pl

Towing hitch (without electrical set)

Class: **A50-X** Cat. no. **X06A**

Designed for:

Manufacturer: **DAEWOO**

Model: **NUBIRA**

Type: **4 doors (100)**

produced since 06.1997 till 06.1999

Technical data:

D-value: 7,00 kg

maximum trailer weight: **1200 kg**

maximum vertical cup load: **70 kg**

Approval number according to Directive 94/20/EC: **e20*94/20*0593*00**

Foreword

This towing hitch is designed according to rules of safety traffic regulations. The towing hitch is a safety component and can be install only by qualified personnel. Any alteration or conversion of the towing hitch is prohibited and would lead to cancellation of design certification. Remove insulating compound and underseal from vehicle (if present) in the area of the matting surfaces of the towing hitch. The vehicle manufacturer's specifications regarding trailer load and max. vertical cup load are decisive for driving, and values for the towing hitch cannot be exceeded.

D-value formula:

$$\frac{\text{Max trailer weight [kg]} \times \text{Max vehicle weight [kg]}}{\text{Max trailer weight [kg]} + \text{Max vehicle weight [kg]}} \times \frac{9,81}{1000} = D \text{ [kN]}$$